



**FEEL THE
POWER**

LINCE 110 / 150 / 240

LINCE: SINGLE-SHAFT SHREDDER

A machine used in the recycling industry to break or cut materials into smaller pieces so that they can be processed and recycled more effectively. These shredders can be used to recycle a wide range of materials, including plastics, metals, textiles and more. In addition to reducing the size of the material, it also helps to separate the components of the recyclable material, which facilitates further processing and recycling.

The Lince universal shredder has been designed to offer the highest possible versatility, capable of shredding a myriad of different materials to the customer's desired size. With a design that has been refined throughout our history, it features advanced technology, manufacturing, programming, ease of use and maintenance.



ROBUST DESIGN:

Our single-shaft shredder is designed with high quality, durable materials to withstand wear and abrasion during prolonged use.

HIGH EFFICIENCY:

It can process different materials at a constant rate, thus reducing production time and costs.

KNIVES:

It has sturdy knives, which are responsible for cutting and tearing materials into smaller pieces.

HIGH PROCESSING CAPACITY:

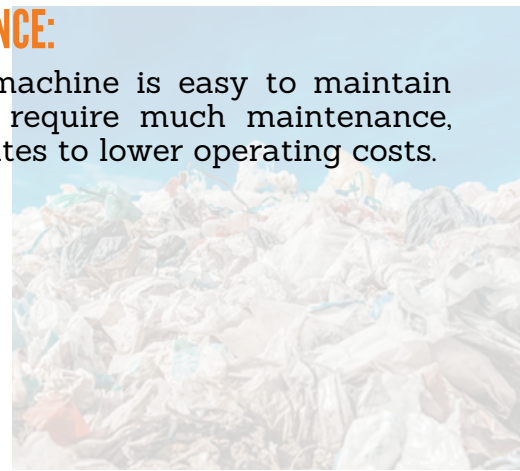
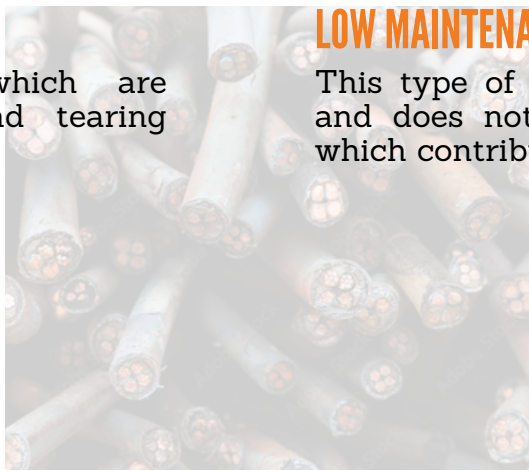
It can process large quantities of materials in long working day.

SAFETY AND SECURITY:

The primary shredder has integrated safety systems that protect workers during use.

LOW MAINTENANCE:

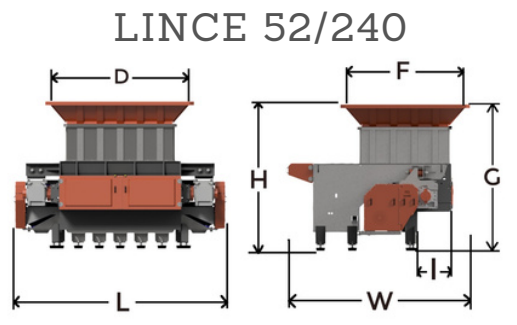
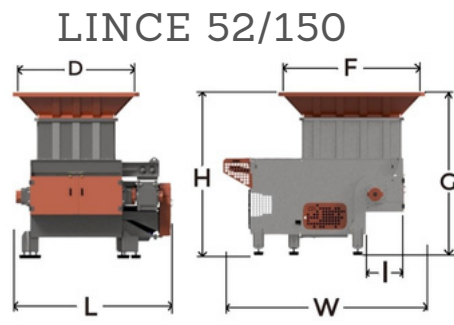
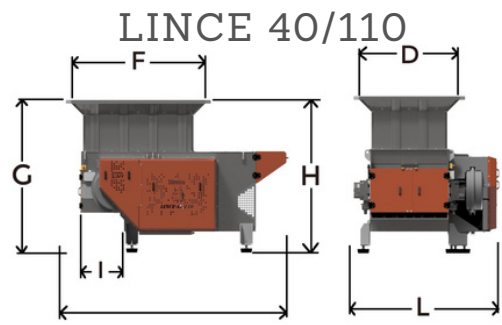
This type of machine is easy to maintain and does not require much maintenance, which contributes to lower operating costs.





TECHNICAL DATA

TECHNICAL DATA	LINCE 110	LINCE 150	LINCE 240
MOTOR-DRIVE POWER	1x75 kW	1x90 kW	2x90 kW
MEDIDA - MEASURE	2400x3600x2600 mm	3000x4000x3200 mm	4600x4000x3200 mm
BOCA DE LLENADO- FILLING OPENING (D-F)	1700x3200 mm	2250x2700 mm	3000x2700
ALTURA DE ALIMENTACIÓN - FILLING HEIGHT (G)	2600 mm	3200 mm	3200 mm
VOLUMEN TOLVA - CUTTING ZONE VOLUMES	2.9 m ³	5,5 m ³	8,8 m ³
ANCHO SALIDA MATERIAL - OUTLET WIDTH (I)	660 mm	730 mm	730 mm
PESO - TOTAL WEIGHT	7000 kg	10000 kg	16000 kg
DIÁMETRO DEL ROTOR - ROTOR DIAMETER	400 mm	520 mm	520 mm
LONGITUD DE CORTE - ROTOR LENGHT	1100 mm	1500 mm	2400 mm
TIPO DE CUCHILLAS - AVAILABLE KNIFE SIZES	40x40 - 60x60 mm	60x60 - 80x80 mm	60x60 - 80x80 mm
N.º PIEZAS DE CORTE - NUMBER OF KNIVES	54 - 30	59 - 26	79 - 42
N.º DE REJILLAS - NUMBER OF SCREENS	2 u.	3 u.	5 u.



LINCE EN ACCIÓN

SINGLE-SHAFT SHREDDERS IN ACTION

